



YOUR **CUSTOM** OPTICS EXPERTS




Beam Expander Lens Catalog

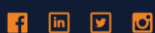
All pre-engineered designs are customizable. Please contact our Sales Team at info@shanghai-optic.com for more information.

Pre-Engineered Beam Expander						
Part Number	Optimized Waveband	Beam Expansion Ratio	Max Dia. of Incident Light	Outer Diameter	Length	Interface
SO-B-1064-1.5	1064	1.5	10	25	20	e25
SO-B-1064-2	1064	2	10	34	87	M22x0.75
SO-B-1064-2.5	1064	2.5	10	25	49.3	e25
SO-B-1064-3	1064	3	10	34	70.5	M22x0.75
SO-B-1064-4	1064	4	10	34	76.5	M22x0.75
SO-B-1064-5	1064	5	10	34	80	M22x0.75
SO-B-1064-6	1064	6	10	34	81.5	M22x0.75
SO-B-1064-8	1064	8	10	34	87	M22x0.75
SO-B-1064-10	1064	10	11	36	87	M30x1
SO-B-1064-15	1064	15	11	40	102	M22x0.75
SO-B-1064-20	1064	20	11	40	102	M22x0.75
SO-B-532-1.5	532	1.5	10	25	20	e25
SO-B-532-2	532	2	10	34	87	M22x0.75
SO-B-532-2.5	532	2.5	15	36	63	e36
SO-B-532-3	532	3	15	42	80	e30
SO-B-532-4	532	4	11	25	64	e25
SO-B-532-5	532	5	10	34	80	M22x0.75
SO-B-532-6	532	6	10	34	81.5	M22x0.75
SO-B-532-8	532	8	10	34	87	M22x0.75
SO-B-532-10	532	10	11	36	87	M30x1
SO-B-532-15	532	15	11	40	102	M22x0.75
SO-B-532-20	532	20	11	40	102	M22x0.75

 : www.shanghai-optics.com

 : rfq@shanghai-optics.com

 : 732-321-6915




In-Stock Beam Expander

Beam Expander Lens	Design Wavelength	Magnification	Maximum Pupil Diameter	Maximum Outgoing Spot Diameter	Interface	Adjustable Divergence Angle	Maximum Shell Length	Maximum Shell Diameter
SO-BE-111-075	1030nm	1.5×	7.5	11.25	M30×1	±5	48	44
SO-BE-225-150	9.3um	1.5×	15	22.5	M32×0.75	±5	80	65
SO-BE-220-110	9.3um	2×	11	22	M32×0.75	±5	72	50
SO-BE-210-070	9.4um	3×	7	21	M32×0.75	±5	72	50
SO-BE-225-150	10.6um	1.5×	15	22.5	M30×1	±5	75.22	39.6
SO-BE-225-150	10.6um	1.5×	15	22.5	M32×0.75	±5	72	50
SO-BE-220-110	10.6um	2×	11	22	M30×1	±5	75.04	39.6
SO-BE-220-110	10.6um	2×	11	22	M32×0.75	±5	72	50
SO-BE-210-070	10.6um	3×	7	21	M30×1	±5	69.9	39.6
SO-BE-210-070	10.6um	3×	7	21	M32×0.75	±5	72	50
SO-BE-224-056	10.6um	4×	5.6	22.4	M30×1	±5	75.21	39.6
SO-BE-224-056	10.6um	4×	5.6	22.4	M32×0.75	±5	72	50
SO-BE-224-056	10.6um	4×	5.6	22.4	M32×0.75	±5	72	50
SO-BE-225-045	10.6um	5×	4.5	22.5	M30×1	±5	72.16	39.6
SO-BE-225-045	10.6um	5×	4.5	22.5	M32×0.75	±5	72	50
SO-BE-222-037	10.6um	6×	3.7	22.2	M30×1	±5	72.07	39.6
SO-BE-222-037	10.6um	6×	3.7	22.2	M32×0.75	±5	72	50
SO-BE-224-028	10.6um	8×	2.8	22.4	M30×1	±5	80	39.6
SO-BE-224-028	10.6um	8×	2.8	22.4	M32×0.75	±5	72	50
SO-BE-224-028	10.6um	8×	2.8	22.4	M32×0.75	±5	72	50
SO-BE-220-022	10.6um	10×	2.2	22	M32×0.75	±5	85	46


 : www.shanghai-optics.com

 : rfq@shanghai-optics.com


 : 732-321-6915

In-Stock Beam Expander

Beam Expander Lens	Design Wavelength	Magnification	Maximum Pupil Diameter	Maximum Outgoing Spot Diameter	Interface	Adjustable Divergence Angle	Maximum Shell Length	Maximum Shell Diameter
SO-BE-090-060	355nm	1.5×	6	9	M30×1	±5	76.5	46
SO-BE-120-060	355nm	2×	6	12	M30×1	±5	75.03	46
SO-BE-150-060	355nm	1.5×	6	15	M30×1	±5	61	36
SO-BE-180-060	355nm	3×	6	18	M30×1	±3	77.32	46
SO-BE-180-060	355nm	3×	6	18	M22×0.75	±3	77.5	46
SO-BE-240-060	355nm	4×	6	24	M30×1	±3	77.2	46
SO-BE-240-060	355nm	4×	6	24	M30×1	±5	82	46
SO-BE-200-040	355nm	5×	4	20	M22×0.75	±3	71	46
SO-BE-200-040	355nm	5×	4	20	M30×1	±3	71	46
SO-BE-200-040	355nm	5×	4	20	M22×0.75	±5	77	38
SO-BE-150-030	355nm	5×	3	15	M22×0.75	---	62.5	28
SO-BE-250-050	355nm	5×	5	25	M30×1	±5	75	46
SO-BE-150-025	355nm	6×	2.5	15	M22×0.75	---	70	28
SO-BE-096-016	355nm	6×	1.6	9.6	M20×0.75	---	93.66	28
SO-BE-180-030	355nm	6×	3	18	M30×1	---	85	36
SO-BE-210-030	355nm	7×	3	21	M30×1	±5	93	46
SO-BE-240-030	355nm	8×	3	24	M30×1	---	84	46
SO-BE-240-030	355nm	8×	3	24	M22×0.75	±3	84	46
SO-BE-160-020	355nm	8×	2	16	M22×0.75	---	81.5	27
SO-BE-200-020	355nm	10×	2	20	M22×0.75	---	100	36
SO-BE-080-008	355nm	10×	0.8	8	M22×0.75	---	71.5	28
SO-BE-080-008	355nm	10×	0.8	8	M22×0.75	---	102.5	27
SO-BE-200-020	355nm	10×	2	20	M30×1	±5	97	46
SO-BE-120-008	355nm	15×	0.8	12	M22×0.75	±3	95	44
SO-BE-200-010	355nm	20×	1	20	M30×1	±5	96	45


 : www.shanghai-optics.com

 : rfq@shanghai-optics.com


 : 732-321-6915

In-Stock Beam Expander

Beam Expander Lens	Design Wavelength	Magnification	Maximum Pupil Diameter	Maximum Outgoing Spot Diameter	Interface	Adjustable Divergence Angle	Maximum Shell Length	Maximum Shell Diameter
SO-BE-105-070	532nm	1.5×	7	10.5	M22×0.75	±5	68.8	30
SO-BE-080-040	532nm	2×	4	8	M22×0.75	±5	61.5	33
SO-BE-080-040	532nm	2×	4	8	M22×0.75	±5	82.68	30
SO-BE-120-040	532nm	3×	4	12	M22×0.75	±5	79.35	30
SO-BE-200-050	532nm	4×	5	20	M23×0.75	±5	83.2	30
SO-BE-150-030	532nm	5×	3	15	M22×0.75	±5	85.32	30
SO-BE-180-030	532nm	6×	3	18	M30×0.5	±5	83.2	30
SO-BE-160-020	532nm	8×	2	16	M22×0.75	---	67	25
SO-BE-100-010	532nm	10×	1	10	M22×0.75	±5	85.32	30
SO-BE-240-020	532nm	12×	2	24	M22×0.75	±3	120	33
SO-BE-150-010	532nm	15×	1	15	M30×1	±5	84.96	45
SO-BE-120-100	1064nm	1.2×	10	12	M22×0.75	±5	54.93	29
SO-BE-150-100	1064nm	1.5×	10	15	M22×0.75	±5	44.46	29
SO-BE-160-080	1064nm	2×	8	16	M22×0.75	±3	58	33
SO-BE-120-060	1064nm	2×	6	12	M22×0.75	±5	42	26
SO-BE-125-050	1064nm	2.5×	5	12.5	M22×0.75	±5	84.75	31
SO-BE-150-050	1064nm	3×	5	15	---	±5	58	40
SO-BE-150-050	1064nm	3×	5	15	M22×0.75	±4	58.47	29
SO-BE-160-040	1064nm	4×	4	16	M22×0.75	±5	81.14	29
SO-BE-160-040	1064nm	4×	4	16	M22×0.75	---	77	34
SO-BE-200-050	1064nm	4×	5	20	M22×0.75	±5	78.33	35
SO-BE-180-030	1064nm	6×	3	18	M22×0.75	±5	71.29	29
SO-BE-160-020	1064nm	8×	2	16	M22×0.75	±5	77.34	29
SO-BE-100-010	1064nm	10×	1	10	M22×0.75	±5	83.5	29
SO-BE-130-010	1064nm	13×	1	13	---	±2	77	27
SO-BE-180-012	1064nm	15×	1.2	18	---	---	69.5	27
SO-BE-160-010	1064nm	16×	1	16	---	---	77.08	27
SO-BE-170-010	1064nm	17×	1	17	---	---	77	27
SO-BE-200-010	1064nm	20×	1	20	---	---	91.5	27

 : www.shanghai-optics.com

 : rfq@shanghai-optics.com


 : 732-321-6915

In-Stock Beam Expander

Beam Expander Lens	Design Wavelength	Magnification	Maximum Pupil Diameter	Maximum Outgoing Spot Diameter	Interface	Adjustable Divergence Angle	Maximum Shell Length	Maximum Shell Diameter
SO-BE-125-050	9.3um	2.5×	5	12.5	---	---	55	25
SO-BE-200-080	9.3um	2.5×	8	20	M22×0.75	±5	57.4	28
SO-BE-120-040	9.3um	3×	4	12	---	---	61	20
SO-BE-120-040	9.3um	3×	4	12	---	---	68	25
SO-BE-120-040	9.3um	3×	4	12	M22×0.75	---	68	25
SO-BE-160-040	9.3um	4×	4	16	---	---	67	28
SO-BE-120-030	9.3um	4×	3	12	---	---	76	25
SO-BE-120-030	9.3um	4×	3	12	M22×0.75	±5	71	28
SO-BE-180-030	9.3um	6×	3	18	---	---	75	36
SO-BE-240-030	9.3um	8×	3	24	---	---	73	36
SO-BE-200-020	9.3um	10×	2	20	M22×0.75	±5	125	44
SO-BE-160-080	9.4um	2×	8	16	M22×0.75	±3	59	28
SO-BE-120-040	9.4um	3×	4	12	M22×0.75	±5	61	28
SO-BE-270-090	9.4um	3×	9	27	M22×0.75	±3	88	46
SO-BE-120-030	9.4um	4×	3	12	---	---	67	28
SO-BE-150-030	9.4um	5×	3	15	---	---	72	30
SO-BE-150-030	9.4um	5×	3	15	M22×0.75	±5	84	31
SO-BE-180-030	9.4um	6×	3	18	M22×0.75	±5	76	32
SO-BE-240-030	9.4um	8×	3	24	M22×0.75	±3	139.5	43

 : www.shanghai-optics.com

 : rfq@shanghai-optics.com


 : 732-321-6915

In-Stock Beam Expander

Beam Expander Lens	Design Wavelength	Magnification	Maximum Pupil Diameter	Maximum Outgoing Spot Diameter	Interface	Adjustable Divergence Angle	Maximum Shell Length	Maximum Shell Diameter
SO-BE-080-080	10.6um	1×	8	8	M22×0.75	±5	54.91	40
SO-BE-090-060	10.6um	1.5×	6	9	---	---	34.5	20
SO-BE-100-050	10.6um	2×	5	10	---	---	35	22
SO-BE-100-050	10.6um	2×	5	10	M22×0.75	---	35	22
SO-BE-100-050	10.6um	2×	5	10	M22×0.75	±5	50	32
SO-BE-100-050	10.6um	2×	5	10	M22×0.75	±5	50	32
SO-BE-200-100	10.6um	2×	10	20	M22×0.75	±5	48.1	36
SO-BE-115-050	10.6um	2.3×	5	11.5	---	---	55	25.5
SO-BE-125-050	10.6um	2.5×	5	12.5	---	---	55	27
SO-BE-125-050	10.6um	2.5×	5	12.5	---	---	55	25
SO-BE-125-050	10.6um	2.5×	5	12.5	M22×1	---	55	25
SO-BE-125-050	10.6um	2.5×	5	12.5	M22×1	---	55	25
SO-BE-125-050	10.6um	2.5×	5	12.5	M22×0.75	±5	57.4	28
SO-BE-100-040	10.6um	2.5×	4	10	M22×0.75	±5	55.2	20
SO-BE-100-040	10.6um	2.5×	4	10	M16×0.75	±3	36	20
SO-BE-090-030	10.6um	3×	3	9	---	---	61	20
SO-BE-150-050	10.6um	3×	5	15	---	---	68	25
SO-BE-150-050	10.6um	3×	5	15	M22×0.75	---	68	25
SO-BE-090-030	10.6um	3×	3	9	M16×0.75	±5	59.1	20
SO-BE-090-030	10.6um	3×	3	9	M16×0.75	±5	59.1	20
SO-BE-150-050	10.6um	3×	5	15	M22×0.75	±5	61	28
SO-BE-150-050	10.6um	3×	5	15	M22×0.75	±5	61	28
SO-BE-240-080	10.6um	3×	8	24	M22×0.75	±4	75.5	44
SO-BE-240-080	10.6um	3×	8	24	M22×0.75	±4	75.5	44
SO-BE-210-070	10.6um	3×	7	21	M22×0.75	±4	64	36
SO-BE-264-080	10.6um	3.3×	8	26.4	M29×1	±5	81.2	44

 : www.shanghai-optics.com

 : rfq@shanghai-optics.com


 : 732-321-6915

In-Stock Beam Expander

Beam Expander Lens	Design Wavelength	Magnification	Maximum Pupil Diameter	Maximum Outgoing Spot Diameter	Interface	Adjustable Divergence Angle	Maximum Shell Length	Maximum Shell Diameter
SO-BE-160-040	10.6um	4×	4	16	---	---	76	25
SO-BE-160-040	10.6um	4×	4	16	M22×0.75	---	76	25
SO-BE-160-040	10.6um	4×	4	16	---	---	67	28
SO-BE-160-040	10.6um	4×	4	16	M22×0.75	±4	71	28
SO-BE-160-040	10.6um	4×	4	16	M22×0.75	±4	75	28
SO-BE-200-050	10.6um	4×	5	20	M22×0.75	±5	67.3	36
SO-BE-200-050	10.6um	4×	5	20	M22×0.75	±5	67.3	36
SO-BE-120-030	10.6um	4×	3	12	M16×0.75	±5	57	20
SO-BE-150-030	10.6um	5×	3	15	---	---	80	25
SO-BE-150-030	10.6um	5×	3	15	M22×0.75	---	80	25
SO-BE-150-030	10.6um	5×	3	15	M22×0.75	±5	75	30
SO-BE-240-040	10.6um	6×	4	24	---	---	75	36
SO-BE-240-040	10.6um	6×	4	24	---	---	75	36
SO-BE-240-040	10.6um	6×	4	24	M22×0.75	---	75	36
SO-BE-120-020	10.6um	6×	2	12	M16×0.75	±5	58.45	21.2
SO-BE-240-040	10.6um	6×	4	24	M22×0.75	±5	89.5	34
SO-BE-490-070	10.6um	7×	7	49	M34×0.75	±5	91.8	71
SO-BE-280-040	10.6um	7×	4	28	---	---	77	36
SO-BE-240-030	10.6um	8×	3	24	---	---	73	36
SO-BE-240-030	10.6um	8×	3	24	M22×0.75	±5	73	36
SO-BE-240-030	10.6um	8×	3	24	M22×0.75	±3	139.5	43
SO-BE-300-030	10.6um	10×	3	30	M22×0.75	±5	125	44
SO-BE-300-020	10.6um	15×	2	30	M30×1	±5	118.4	53
SO-BE-400-020	10.6um	20×	2	40	M25×0.75	±5	144	65

 : www.shanghai-optics.com

 : rfq@shanghai-optics.com

 : 732-321-6915