



YOUR **CUSTOM** OPTICS EXPERTS





Projection Lens Catalog

All pre-engineered designs are customizable. Please contact our Sales Team at info@shanghai-optic.com for more information.

Pre-Engineered Projection Lenses						
Part Number	Type	Focal Length	Aperture	Lens Diameter (mm)	Weight (g)	Projection Ratio
SO-PS-0109	Short/Fixed Focus	10.9	F1.9	90	1200	0.68:1
SO-PS-0114	Short/Fixed Focus	11.4	F2.0	80	800	0.75:1
SO-PS-0135	Short/Fixed Focus	13.5	F2.0	80	900	0.85:1
SO-PS-4762	Zoom	47.4-62.7	F1.7-F2.3	90	1200	3.1-4.2:1


 : www.shanghai-optics.com


 : rfq@shanghai-optics.com


 : 732-321-6915

In-Stock Projection Lens

Type/Projection Lens	Focal Length	Image Circle	Max Half-Angle	F/#	Focus Range	Transmittance	MTF Center	MTF Edge	Relative Illum
SO-PJ-030-25	3	9.072	92°	F/2.5	600mm-Inf	81-89%	66%@66lp/mm	60%@66lp/mm	>95%
SO-PJ-044-230	4.4	14	97.5°	F/23	1m-Inf	80%	74%@42lp/mm	25%@42lp/mm	—
SO-PJ-045-25	4.5	13.84	93°	F/2.5	800mm-Inf	80%	70%@66lp/mm	40%@66lp/mm	95%
SO-PJ-048-25	4.8	14.868	93°	F/2.5	800mm-Inf	80%	72%@66lp/mm	45%@66lp/mm	95%
SO-PJ-068-30	6.75	19.882	90°	F/3	800mm-Inf	>82%	55%@46lp/mm	20%@46lp/mm	95%
SO-PJ-117-25	11.7	24.454	65.3°	F/2.5	800mm-Inf	75%	85%@66lp/mm	59%@66lp/mm	>88%
SO-PJ-119-25	11.88	26	68°	F/2.5	4m-Inf	75%	90%@66lp/mm	41%@66lp/mm	>97%
SO-PJ-049-30	4.87	14.606	93°	F/3	1m-Inf	69%	73%@46lp/mm	40%@46lp/mm	89%
SO-PJ-096-24	9.6	19.4	62.96°	F/2.4	2m-Inf	—	65%@125lp/mm	63%@125lp/mm	8.1% Max
SO-PJ-178-26	17.8	39.25	69°	F/2.6	4m-Inf	—	80%@66lp/mm	50%@66lp/mm	—
SO-PJ-084-25	8.35	24.2	90°	F/2.5	1m-Inf	70%	50%@66lp/mm	50%@66lp/mm	93%
SO-PJ-113-25	11.27	32.24	90°	F/2.5	3m-Inf	73%	55%@66lp/mm	55%@66lp/mm	95%

 : www.shanghai-optics.com

 : rfq@shanghai-optics.com

 : 732-321-6915