



YOUR **CUSTOM** OPTICS EXPERTS




LWIR Lens Catalog

In-Stock Infrared Lens (LWIR)

Long Wave Infrared Lens	Focal Length	Aperture	Field Angle	Working Band	Focus System	Back Working Distance	Interface	Detector
SO-LWIR-038-10	3.8	1	180° (D) -Effective	8-12um	Manual	17.6	M34×0.5	640×480-17um
SO-LWIR-044-10	4.4	1	180° (H) ×136°(V)	8-12um	Manual	13.5	M45×1	800×600-17um
SO-LWIR-046-10	4.6	1	120° (D) -Effective	8-12um	Manual	17.8	M34×0.5	640×480-17um
SO-LWIR-055-10	5.5	1	70° (D) -Effective	8-12um	Motorized	61.26	Flange	384×288-17um
SO-LWIR-056-10	5.6	1	140° (H) ×110°(V)	8-12um	Manual	13.5	M45×1	800×600-17um
SO-LWIR-075-10	7.5	1	71.9° (H) ×57°(V)	8-12um	Manual	16	M34×0.75	640×480-17um
SO-LWIR-085-10	8.5	1	65.2° (H) ×51.2°(V)	8-12um	Manual	17.6	M34×0.5	640×480-17um
SO-LWIR-100-10	10	1	36° (H) ×27.5°(V)	8-12um	Manual	13.5	M34×0.75	384×288-17um
SO-LWIR-110-10	11	1	20° (H) ×15°(V)	8-12um	Manual	17.5	M34×0.75	160×120-17um
SO-LWIR-130-12	13	1.2	23.6° (H) ×17.8°(V)	8-12um	Manual	17.6	M34×0.5	320×240-17um
SO-LWIR-150-10	15	1	39.8° (H) ×30.4°(V)	8-12um	Manual	16	M34×0.75	640×480-17um
SO-LWIR-180-10	18	1	33.6° (H) ×25.5°(V)	8-12um	Manual	16	M34×0.75	640×480-17um
SO-LWIR-190-10	19	1	31.9° (H) ×24°(V)	8-12um	Manual	16	M34×0.75	640×480-17um
SO-LWIR-200-10	20	1	30.4° (H) ×23°(V)	8-12um	Manual	13.3	M34×0.75	640×480-17um
SO-LWIR-226-10	22.6	1	16.4° (H) ×12.3°(V)	8-12um	Manual	13.5	M34×0.75	384×288-17um
SO-LWIR-250-10	25	1	24.5° (H) ×18.5°(V)	8-12um	Manual/Motorized	16	M34×0.75/M45×1	640×480-17um
SO-LWIR-250-11	25	1.1	24.5° (H) ×18.5°(V)	8-12um	Manual Focus	16	M34×0.75	640×480-17um
SO-LWIR-260-12	26	1.2	11.9° (H) ×8.9°(V)	8-12um	Manual/Motorized	17.6/17.3	M34×0.75/Flange	320×240-17um

 : www.shanghai-optics.com

 : rfq@shanghai-optics.com


 : 732-321-6915

In-Stock Infrared Lens (LWIR)

Long Wave Infrared Lens	Focal Length	Aperture	Field Angle	Working Band	Focus System	Back Working Distance	Interface	Detector
SO-LWIR-300-10	30	1	20.5° (H) ×15.4°(V)	8-12um	Manual/Motorized	18.22	M34×0.5	640×480-17um
SO-LWIR-350-10	35	1	17.6° (H) ×13.2°(V)	8-12um	Manual Focus	16	M34×0.75	640×480-17um
SO-LWIR-400-10	40	1	15.4° (H) ×11.6°(V)	8-12um	Manual/Motorized	18.22	M34×0.5	640×480-17um
SO-LWIR-420-10	42	1	14.7° (H) ×11°(V)	8-12um	Manual	17.4	M38×1	640×480-17um
SO-LWIR-500-10	50	1	12.4° (H) ×9.3°(V)	8-12um	Manual/Motorized	18.22	M34×0.5/M45×1	640×480-17um
SO-LWIR-500-08	50	0.8	19.7° (H) ×14.8°(V)	8-12um	Manual	20	M55×1	1024×768-17um
SO-LWIR-600-10	60	1	10.3° (H) ×7.7°(V)	8-12um	Manual	16	M34×0.75	640×480-17um
SO-LWIR-700-10	70	1	8.8° (H) ×6.6°(V)	8-12um	Manual/Motorized	18.22	M34×0.5	640×480-17um
SO-LWIR-750-10	75	1	8.2° (H) ×6.2°(V)	8-12um	Manual/Motorized	16	M34×0.75/M45×1	640×480-17um
SO-LWIR-1000-10	100	1	6.2° (H) ×4.6°(V)	8-12um	Manual/Motorized	16	M34×0.75/M45×1	640×480-17um
SO-LWIR-1500-10	150	1	4.1° (H) ×3.1°(V)	8-12um	Manual	20	M60×1	640×480-17um
SO-LWIR-190-11	19	1.1	34.9° (H) ×24.2°(V)	8-12um	Manual	18	M45×1	640×480-17um
SO-LWIR-250-11	25	1.1	24.5° (H) ×18.5°(V)	8-12um	Manual	18	M45×1	640×480-17um
SO-LWIR-250-10	25	1	24.5° (H) ×18.5°(V)	8-12um	Manual	13.3/17.84	M34×0.75/M38×1	640×480-17um
SO-LWIR-380-13	38	1.3	16° (H) ×12°(V)	8-12um	Manual	16.99	M26×0.75	640×480-17um
SO-LWIR-400-10	40	1	15.4° (H) ×11.6°(V)	8-12um	Manual	14	M38×1	384×288-17um
SO-LWIR-500-12	50	1.2	12.4° (H) ×9.3°(V)	8-12um	Manual	18	M45×1	640×480-17um
SO-LWIR-500-10	50	1	12.4° (H) ×9.3°(V)	8-12um	Manual	17.84	M38×1	640×480-17um
SO-LWIR-750-10	75	1	8.2° (H) ×6.2°(V)	8-12um	Manual	14.2	M38×1	384×288-17um
SO-LWIR-1000-12	100	1.2	6.2° (H) ×4.6°(V)	8-12um	Manual	14.2	M38×1	384×288-17um
SO-LWIR-1000-13	100	1.3	6.2° (H) ×4.6°(V)	8-12um	Manual	18	M45×1	640×480-17um

 : www.shanghai-optics.com

 : rfq@shanghai-optics.com


 : 732-321-6915

In-Stock Infrared Lens (LWIR)

Long Wave Infrared Lens	Focal Length	Aperture	Field Angle	Working Band	Focus System	Back Working Distance	Interface	Detector
SO-LWIR-050-12	5	1.2	30.4° (H) ×23°(V)	8-12um	Fixed	13.5	M18×0.5/M14×0.5	160×120-17um
SO-LWIR-070-11	7	1.1	51.8° (H) ×40°(V)	8-12um	Fixed	13.5	M34×0.75	400×300-17um
SO-LWIR-075-10	7.5	1	72° (H) ×57°(V)	8-12um	Fixed	17.7	M34×0.5	640×480-17um
SO-LWIR-085-12	8.5	1.2	65.2° (H) ×51.2°(V)	8-12um	Manual	15.47	M34×0.75	640×480-17um
SO-LWIR-110-10	11	1	49.9° (H) ×38.4°(V)	8-12um	Manual	16	M34×0.75	640×480-17um
SO-LWIR-128-10	12.8	1	28° (H) ×21°(V)	8-12um	Fixed	13.5	M18×0.5	384×288-17um
SO-LWIR-130-10	13	1	45.4° (H) ×34.8°(V)	8-12um	Fixed	16	M34×0.75	640×480-17um
SO-LWIR-135-12	13.5	1.2	31.7° (H) ×25.6°(V)	8-12um	Fixed	22.4	M20×0.5	640×512-12um
SO-LWIR-135-10	13.5	1	31.7° (H) ×25.6°(V)	8-12um	Fixed	23.4	M20×0.5	640×512-12um
SO-LWIR-180-10	18	1	24° (H) ×19.3°(V)	8-12um	Fixed	25	M24×0.5	640×512-12um
SO-LWIR-190-12	19	1.2	34.9° (H) ×24.2°(V)	8-12um	Manual	16	M34×0.75	640×480-17um
SO-LWIR-190-10	19	1	34.9° (H) ×24.2°(V)	8-12um	Fixed	16	M34×0.75/M25×0.5	640×480-17um
SO-LWIR-240-10	24	1	18° (H) ×14.5°(V)	8-12um	Fixed	25	M24×0.5	640×512-12um
SO-LWIR-250-10	25	1	14.8° (H) ×11.1°(V)	8-12um	Fixed	13.5	M28×0.5	640×480-17um
SO-LWIR-250-12	25	1.2	17° (H) ×14°(V)	8-12um	Manual	25	M25×0.5	640×512-12um

 : www.shanghai-optics.com

 : rfq@shanghai-optics.com


 : 732-321-6915

In-Stock Infrared Lens (LWIR)

Long Wave Infrared Lens	Focal Length	Aperture	Field Angle	Working Band	Focus System	Back Working Distance	Interface	Detector
SO-LWIR-350-10	35	1	12.5° (H) ×10°(V)	8-12um	Fixed	13.5	M34×0.75	640×512-12um
SO-LWIR-350-12	35	1.2	17.6° (H) ×13.2°(V)	8-12um	Manual	16	M34×0.75	640×480-17um
SO-LWIR-500-10	50	1	12.4° (H) ×9.3°(V)	8-12um	Fixed	13.5	M34×0.75	640×480-17um
SO-LWIR-520-10	52	1	8.4° (H) ×6.7°(V)	8-12um	Fixed	13.5	M34×0.75	640×512-12um
SO-LWIR-600-13	60	1.25	10.3° (H) ×7.7°(V)	8-12um	Manual	15.47	M34×0.5	640×480-17um
SO-LWIR-600-10	60	1	10.3° (H) ×7.7°(V)	8-12um	Manual	17.7	M34×0.5	640×480-17um
SO-LWIR-750-10	75	1	8.2° (H) ×6.2°(V)	8-12um	Fixed	15.5	M34×0.75	640×480-17um
SO-LWIR-1000-15	100	1.5	6.2° (H) ×4.6°(V)	8-12um	Manual	15.47	M34×0.5	640×480-17um
SO-LWIR-1000-12	100	1.2	6.2° (H) ×4.6°(V)	8-12um	Fixed	13.5	M34×0.75	640×480-17um
SO-LWIR-039-10	3.85	1	38.9° (H) ×29.6°(V)	8-12um	Fixed	13.5	M14×0.5	160×120-17um
SO-LWIR-075-10	7.5	1	47° (H) ×36°(V)	8-12um	Fixed	17.7	M24×0.5	384×288-17um
SO-LWIR-090-10	9	1	39.8° (H) ×30.4°(V)	8-12um	Fixed	17.7	M24×0.5	388×284-17um
SO-LWIR-750-10	75	1	8.2° (H) ×6.2°(V)	8-12um	Fixed	15.5	M34×0.75	640×480-17um
SO-LWIR-1000-12	100	1.2	6.2° (H) ×4.6°(V)	8-12um	Fixed	13.5	M34×0.75	640×480-17um

 : www.shanghai-optics.com

 : rfq@shanghai-optics.com

 : 732-321-6915